



An  
Extraordinary  
Innovation  
for a Succesfull  
Approach



NU KAN DU ERBJUDA DINA KUNDER FETTFRYSNING,  
FETTREDCERING, HUDÅTSTRAMNING OCH  
CELLULITBORTTAGNING MED EN O SAMMA MASKIN !

# What make CryoLipo Ice so Unique?

## Freeze Stubborn Fat Away, Say NO to Surgery

The CryoLipo fat freezing procedure is clinical proved and contours the body by safely and effectively freezing away unwanted fat for good without surgery or downtime.

## Sit Back, Relax, and Say Goodbye to Stubborn Fat

After you and your physician select the area(s) to be treated, the device is positioned on your body and controlled cooling is applied. During your procedure, feel free to read, check email, or even take a nap.

## Reshape Your Body

You can reduce fat on multiple areas of your body with the CryoLipo procedure, and additional sessions will further enhance your results. Your provider will help you create an individualized treatment plan tailored just for you.

## After Your Cool-Shaping Session

The CryoLipo fat freezing procedure is completely non-surgical, so you can typically return to normal activities immediately.





# CRYOLIPO ICE

Platinum

3 RD GENERATION SLIMMING SYSTEM

- FETTFRYSNING
- KAVITATION
- RADIOVÅGOR

20 -30 % MINDRE FETT EFTER ENDAST 1 BEHANDLING !



# CRYOLIPO ICE

Platinum

3 RD GENERATION SLIMMING SYSTEM

On cryolipolysis, it delivers precisely controlled cooling on fat gently and effectively. The treated fat cells are crystallized (frozen), then die.

It is permanent fat removal. Very effective. On session, 3-5 inch loss.

Coolslimming  
PDT & Heat & Cool Technology  
SIZE:180



Newest Patent Four handle pieces work  
Simultaneously with massage

**CRYOLIPO ICE**  
Platinum  
3 RD GENERATION SLIMMING SYSTEM

Lunch time special Sleeping therapy.  
Promoting Metabolism And blood circulation.  
With IR physiotherapy before or after treatment.  
Super customer experience.

231657429615-423461468

# CRYOLIPO ICE

Platinum

3 RD GENERATION SLIMMING SYSTEM



Coolshaping

Parameters

Infrared Light:

37°C~42°C

CoolShaping

Temp: 5°C~

-11°C

Vacuum Level:

1-8

LED Light: Red

(630nm)


Green

(570nm)

50mW×4

HPS Si

Spare parts first-class  
More superior software  
Patent Pre-heating System  
Unique massages



**CRYOLIPO ICE**  
Platinum

3 RD GENERATION SLIMMING SYSTEM



Coolshaping

Parameters

Infrared Light:

37°C~42°C

CoolShaping

Temp: 5°C~

-11°C

Vacuum Level:

1-8

LED Light: Red

(630nm)

Green

(570nm)

50mW×4

HPS Size:

220\*80mm &

160\*60mm

&130\*50mm

Cooling

system

:Wind+Water



Power

supply:AC220

V

50Hz/AC110V

Spare parts first-class  
More superior software  
Patent Pre-heating System  
Unique massages



CRYOLIPO ICE  
Platinum

3 RD GENERATION SLIMMING SYSTEM

Coolshaping

Parameters

Infrared Light:

37°C~42°C

CoolShaping

Temp: 5°C~

-11°C

Vacuum Level:

1-8

LED Light: Red

(630nm)

Green

(570nm)

50mW×4

HPS Size:

220\*80mm &

160\*60mm

&130\*50mm

Cooling

system

:Wind+Water

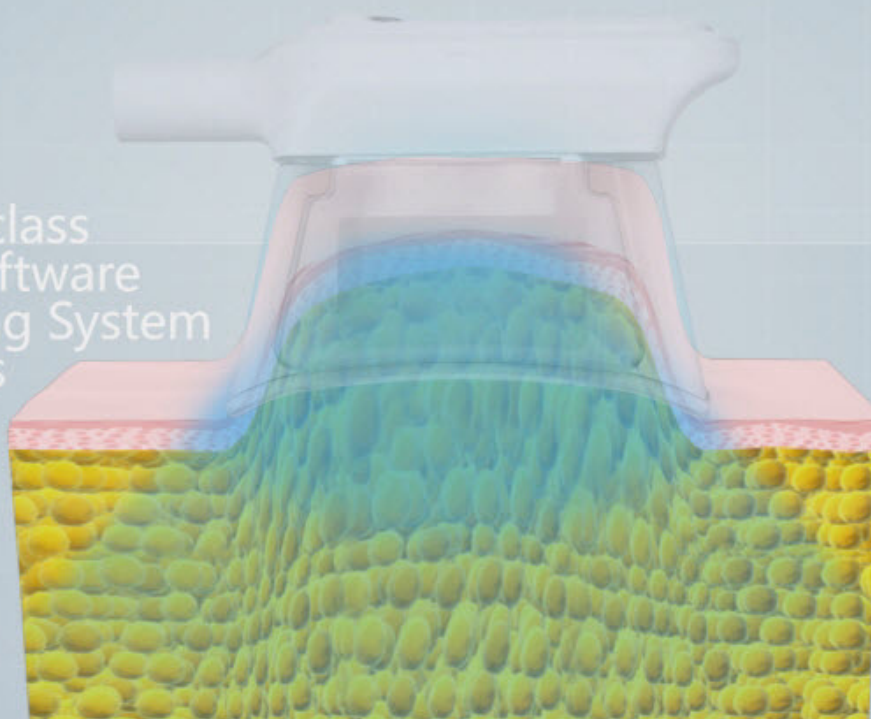
Power

supply:AC220

V

50Hz/AC110V

Spare parts first-class  
More superior software  
Patent Pre-heating System  
Unique massages



**CRYOLIPO ICE**  
Platinum

3 RD GENERATION SLIMMING SYSTEM

Coolshaping

Parameters

Infrared Light:

37°C~42°C

CoolShaping

Temp: 5°C~

-11°C

Vacuum Level:

1-8

LED Light: Red

(630nm)

Green

(570nm)

50mW×4

HPS Size:

220\*80mm &

160\*60mm

&130\*50mm

Cooling

system

:Wind+Water

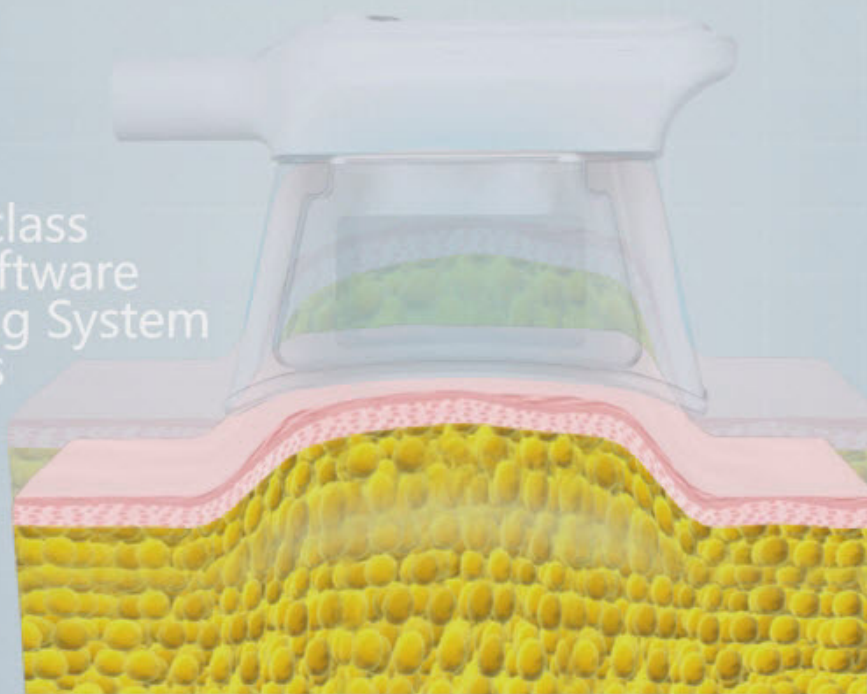
Power

supply:AC220

V

50Hz/AC110V

Spare parts first-class  
More superior software  
Patent Pre-heating System  
Unique massages



CRYOLIPO ICE  
Platinum

3 RD GENERATION SLIMMING SYSTEM



# CRYOLIPO ICE

Platinum

3 RD GENERATION SLIMMING SYSTEM



130

# CRYOLIPO ICE

Platinum

3 RD GENERATION SLIMMING SYSTEM



220\*80mm



160\*60mm



130\*50mm

## Operation Process



## Cryolipolysis Treatment

1. Check the thickness of the fat with the help of fat calipers, choose correct handle.
2. Clean treated area, clean the hair of the treated area.
3. Mark the size of treatment area. Choose correct handle.
4. Open the package of antifreeze membranes and paste antifreeze membrane on treatment area
5. Set Suggested cool temperature and work time according to thickness of fat.
6. Click "Start", the machine goes into the "ready"
7. Make the cooling fat dissolving handle to suck the treated area gently .
8. Press the control button on Handpiece first time, It starts to suck gently;  
Until to 2/3 of cup, Press second time of handle control button to start treatment
9. After treatment, use cotton with water clean the treatment area.